RANDOM_ESSENTIA

design Massimo Broglio



antoniolupi

MADE IN ITALY

IT_COMANDO PROGRESSIVO REMOTO DA PARETE PER LAVABO E DOCCIA, ESCLUSO DI CORPO AD INCASSO.

EN_INSTRUCTIONS FOR PROGRESSIVE REMOTE WALL MOUNTING FOR WASHBASIN AND SHOWER, EXCLUDING CONCEALED BODY.

FR_INSTRUCTIONS POUR MONTAGE MURAL A DISTANCE PROGRESSIF POUR LAVE-VAISSELLE ET DOUCHE,

À L’EXCLUSION DU CORPS ENCASTRÉ.

ES_INSTRUCCIONES PARA PROGRESIVE REMOTE WALL MOUNTING FOR WASHBASIN AND SHOWER, EXCLUDING CONCEALED BODY.

DE_ANLEITUNG FÜR PROGRESSIVE FERNE WANDMONTAGE FÜR WASCHBECKEN UND DUSCHEN, OHNE UNTERPUTZGEHÄUSE.

RU_ИНСТРУКЦИИ ПО НАСТЕННОМУ ПРЯМОУГОЛЬНОМУ УПРАВЛЕНИЮ ДЛЯ УМЫВАЛЬНИКА И ДУША, ЗА ИСКЛЮЧЕНИЕМ КОРПУСА СКРЫТОГО МОНТАЖА.



Art. RD601



Art. RD601L

IT_PRIMA DI INIZIARE_**EN**_BEFORE STARTING_**FR**_AVANT DE COMMENCER_
ES_ANTES DE EMPEZAR_**DE**_VOR DER MONTAGE_**RU**_ДО НАЧАЛА

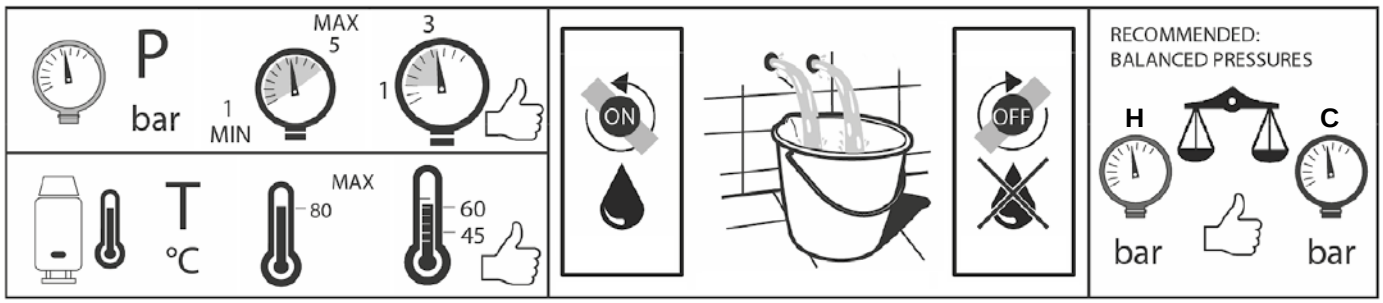

IT_INSTALLAZIONE_**EN**_INSTALLATION_**FR**_INSTALLATION_**ES**_INSTALACIÓN_**DE**_INSTALLATION_**RU**_МОНТАЖ



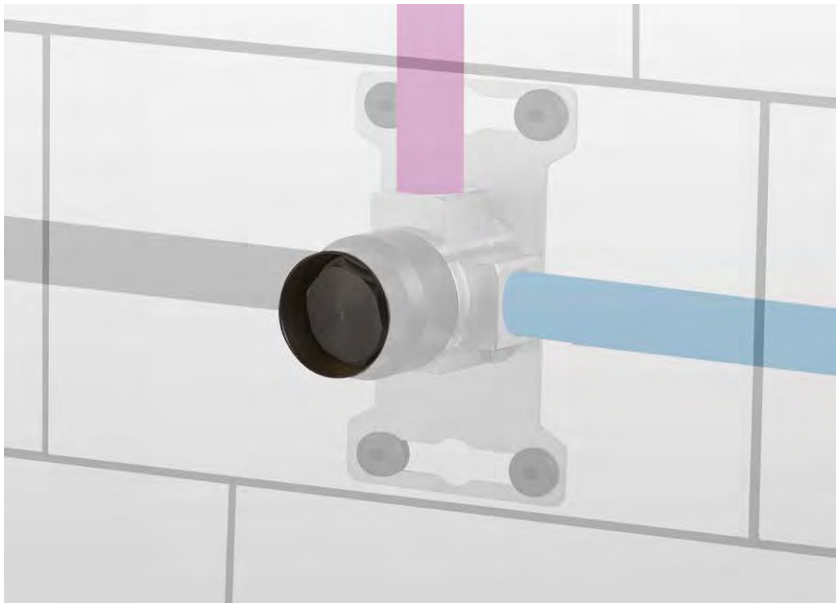

IT_INSTALLAZIONE_**EN**_INSTALLATION_**FR**_INSTALLATION_**ES**_INSTALACIÓN_**DE**_INSTALLATION_**RU**_МОНТАЖ

1



2



3



4

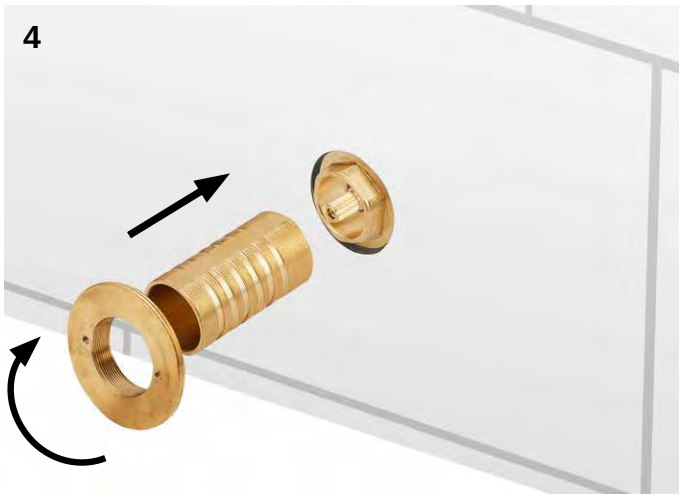

5



6

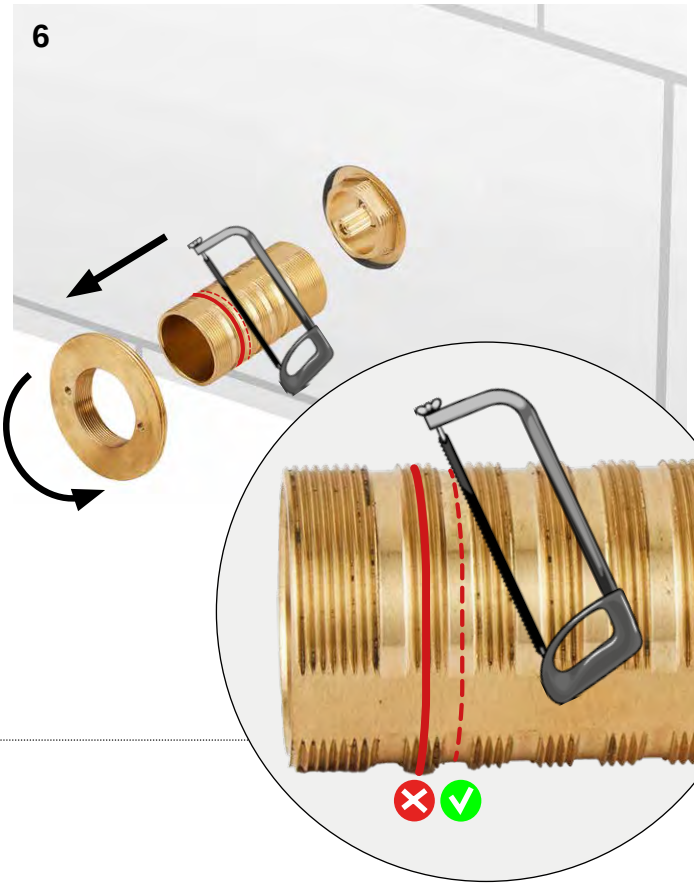

IT_INSTALLAZIONE_**EN**_INSTALLATION_**FR**_INSTALLATION_**ES**_INSTALACIÓN_**DE**_INSTALLATION_**RU**_МОНТАЖ

7

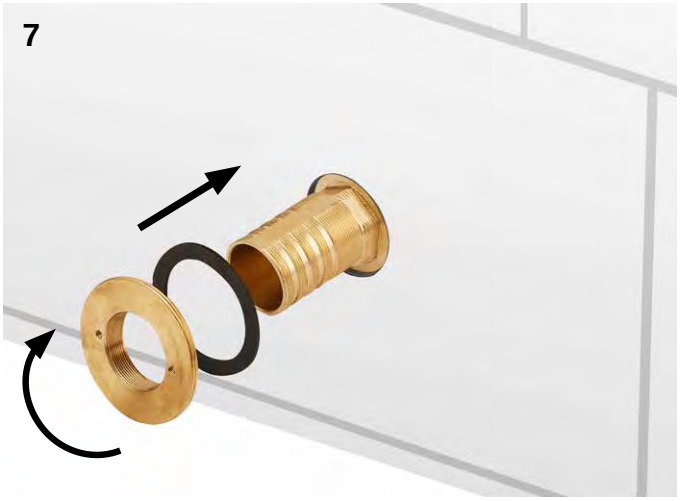

8



9



10

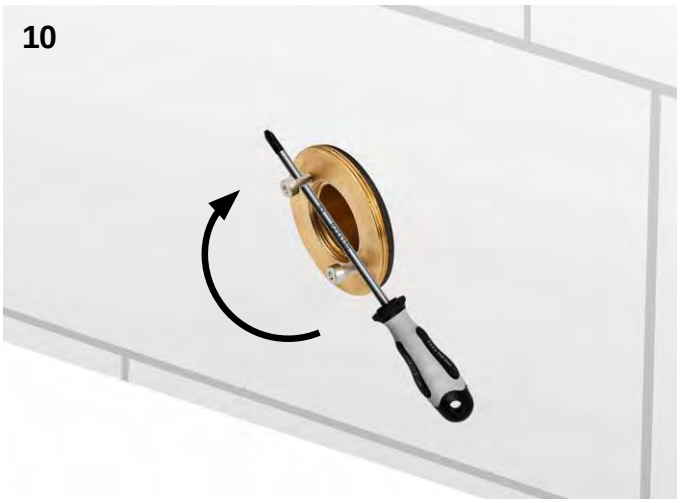

11

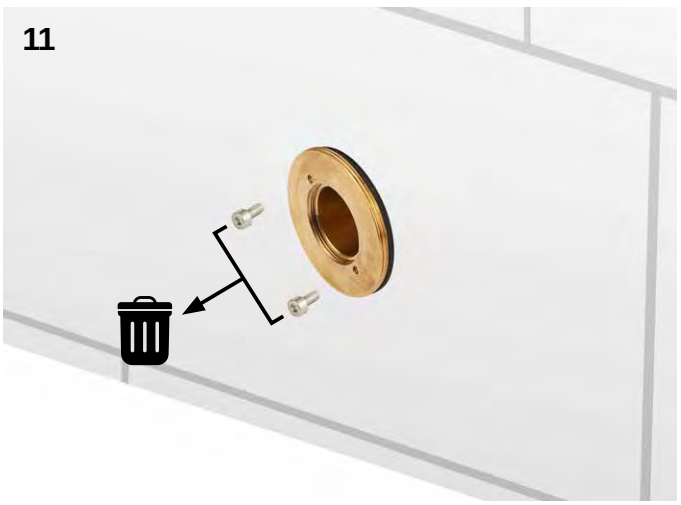

12



IT_INSTALLAZIONE_**EN**_INSTALLATION_**FR**_INSTALLATION_**ES**_INSTALACIÓN_**DE**_INSTALLATION_**RU**_МОНТАЖ

13

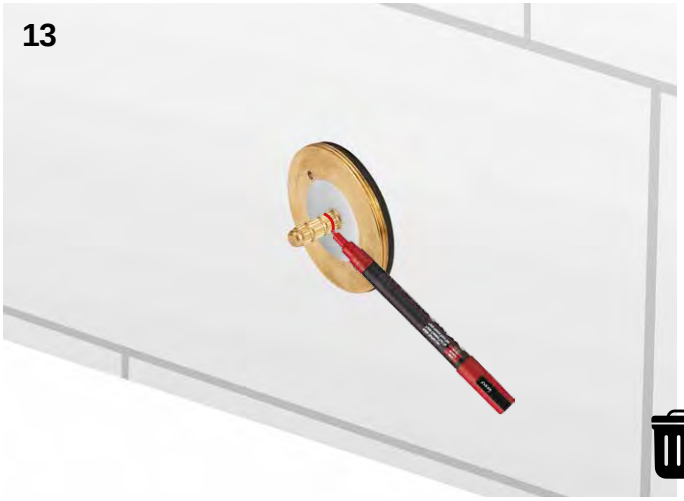

14

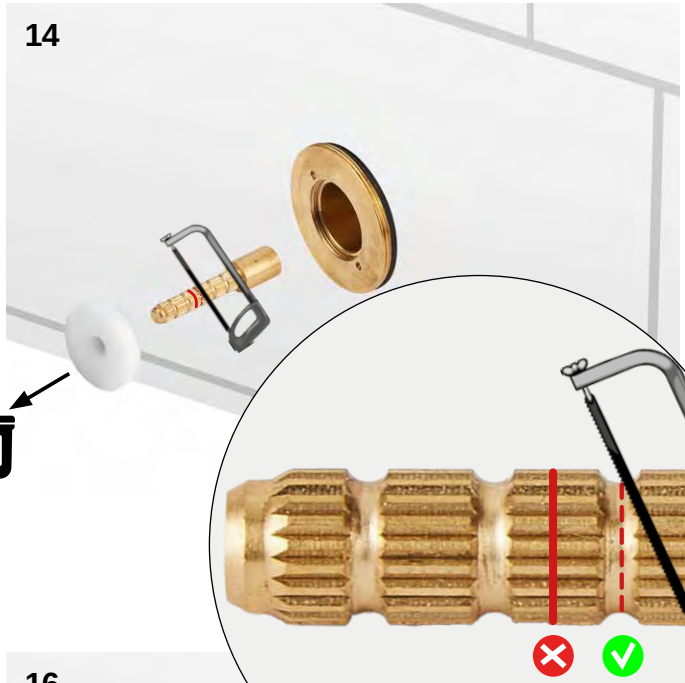

15

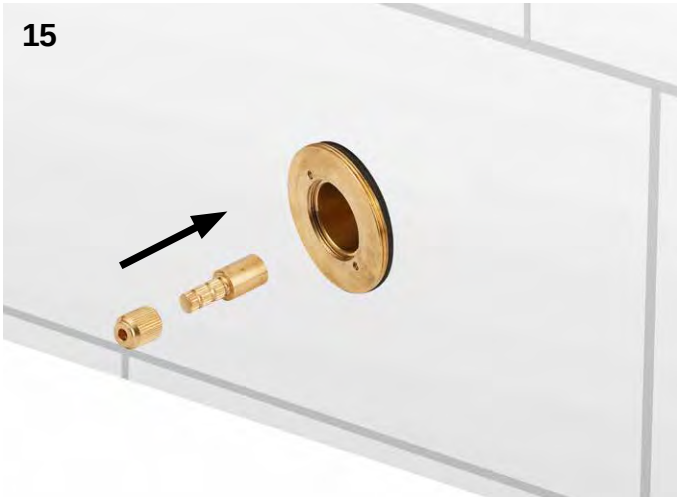

16



17



IT_MANUTENZIONE_**EN**_MAINTENANCE_**FR**_ENTRETIEN_**ES**_MANTENIMIENTO_**DE**_WARTUNG_**RU**_ОБСЛУЖИВАНИЕ



IT_DISEGNI DIMENSIONALI_**EN**_TECHNICAL DRAWING_**FR**_DIMENSION TECHNIQUES_
ES_DIMENSIONES TÉCNICO_**DE**_MASSZEICHNUNGEN__**RU**_ГАБАРИТНЫЕ ЧЕРТЕЖИ

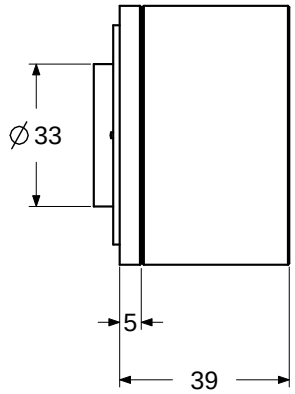

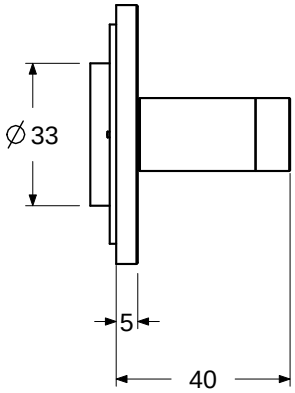

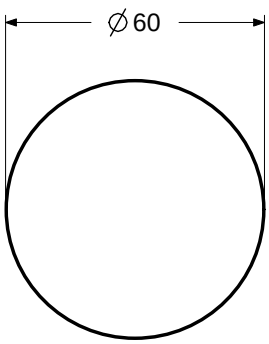

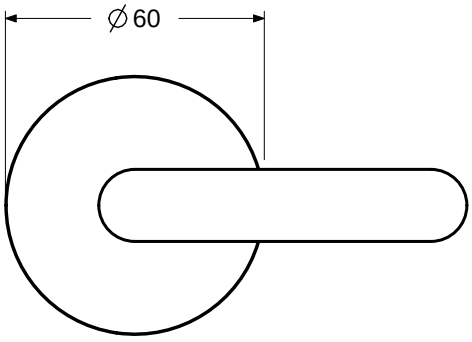

Art. RD601

Art. RD601L

NOTE

IT_RICAMBIO RD009 - cartuccia progressiva a parete ø 33 mm

EN_SPARE PART RD009 - progressive wall cartridge ø 33 mm

FR_PIÈCE DE RECHANGE RD009 - cartouche progressive pour mur ø 33mm

ES_RECAMBIO RD009 - cartucho progresivo de pared ø 33 mm

DE_LÖSUNGEN RD009 - progressive Kartusche Ø 33 mm

RU_ЗАПЧАСТИ RD009 - картридж прогрессивный для настенного смесителя ø 33 мм

NOTE

NOTE

NOTE

IMPORTANTE
Per la pulizia consultare la scheda tecnica scaricabile dal nostro sito www.antoniolupi.it

IMPORTANT
For cleaning consult the technical data sheet downloadable from our website www.antoniolupi.it

IMPORTANT
Pour le nettoyage, veuillez vous référer à la fiche technique téléchargeable sur notre site www.antoniolupi.it

WICHTIG
Für die Reinigung schauen Sie bitte das technische Datenblatt auf unserer Webseite herunterladbar www.antoniolupi.it

IMPORTANTE
Para la limpieza consultar la ficha técnica descargable de nuestro sitio web www.antoniolupi.it

ВНИМАНИЕ!
Информацию по уходу за изделием вы найдете в технической схеме, которая доступна на нашем сайте www.antoniolupi.it

antoniolupi
73
VIA MAZZINI
75

Antonio Lupi Design S.p.A.
via Mazzini 73/75 - 50050 Stabbia
Cerreto Guidi (Firenze) - Italy
T +39 0571 586881_95651
www.antoniolupi.it
lupi@antoniolupi.it